
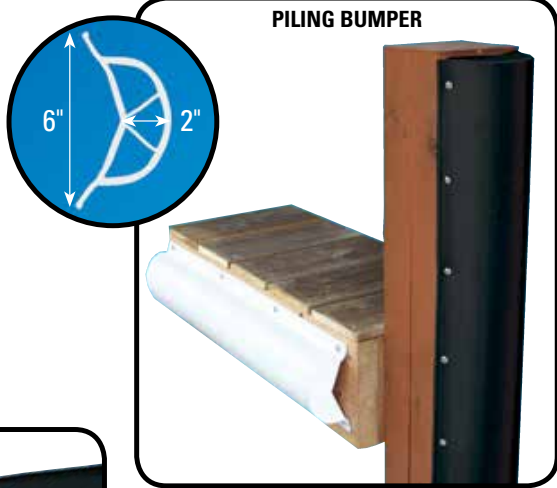





Like all DockEdge+ Profiles, these Premium profiles are specifically constructed to be flexible so that they may be mounted vertically or horizontally and on rounded or flat surfaces. This makes these profiles possibly the most versatile and useful addition to your dock as well as the most protective of your water craft.

As with ALL DockEdge+ Premium profiles, each is manufactured from prime, Marine Grade PVC with UV Inhibitors and Fungicides for years of anti-yellowing and integral protection of your dock bumper system.

TYPE	WHITE	BLACK	DESCRIPTION
Corner Edge	1050-F		48' (14,6m)/ Ctn (6 x 8') (1,8 x 2,4m)
Piling Bumper	1020-F	1020-B-F	6' (1,8m) Lengths, Capped one end (Top)
Piling Post Bumper	1022-F	1022-B-F	6' (1,8m) Lengths, Capped one end (Top), 2x4 Mount



**QT:** Allow your new dock profile to lay in the sun for a period of time to make it more flexible and easy to handle during installation.